

## TOP MOUNT EQUALIZER PUMPER #2573



### TECHNICAL SPECIFICATIONS

- Freightliner M2 106 2-Door Chassis
- Cummins L9 360 HP Diesel Engine
- Allison 3000 EVS Transmission
- Heavy Duty Stainless Steel Body with Stainless Steel Subframe
- Integrated Top Mount Pump Module with Stainless Steel Subframe
- Hale DSD 1500 GPM PTO Pump
- Trident Air Primer
- FRC Pump Boss Pressure Governor Monitoring System
- Three (3) FRC Tankvision Water Tank Level Gauges, Top and Each Side Panel
- Two (2) 6" Intakes, One (1) Each Side
- One (1) 2½" Gated Intake, Left Side
- One (1) 2½" Discharge, Each Side
- One (1) 3" Discharge Adapted to 2½" MNST, Rear Right
- One (1) 3" Deck Gun Discharge in Dunnage Area with TFT Deck Gun and Extenda-Gun
- One (1) 2½" Preconnect, Hose Bed Bulkhead Left Side
- Two (2) 1½" Crosslay Preconnects Behind Cab in Walkway
- One (1) Booster Reel in Dunnage Area Right Side, 100' of 1" Booster Hose
- ROM Painted Roll-Up Doors
- Four (4) Dual Wheel Well Air Bottle Compartments
- Ladder Storage Horizontal in Rear Compartment with Two (2) Suction Hose
- 650 Gallon Poly Tank with Hose Bed
- One (1) 2½" FirePrograms Tank Fill – Right Discharge Panel
- 12 Volt Electrical System with NFPA Compliant Warning Light Package
- Whelen LED Warning Light Package
- Progressive Dynamics Battery Charger
- Kussmaul 20 Amp Super Auto-Eject 120V Shoreline Connection, Left Side
- Kussmaul Auto Air Eject
- Whelen 200W Siren and 100W Speaker
- Federal EQ2B with 200 Watt Federal Speaker
- Two (2) FireTech HiViz 40" LED Scene Light Bars, One (1) Each Side
- Two (2) FireTech HiViz 8" LED Scene Light Bars, Rear Center
- One (1) FireTech HiViz 46" LED Brow Light
- One (1) 10' Attic Ladder, One (1) 14' Roof Ladder with Hooks, One (1) 24' 2-Section Ladder, and Two (2) 10' Lengths of 6" Suction Hose
- 10'-11" Overall Height to Top of Deck Gun, 10'-3" to Top of Body
- 30' 1" Overall Length
- 211" Wheelbase
- 145.45" Cab to Axle
- 16,000 FAWR
- 30,000 RAWR
- 46,000 GVWR

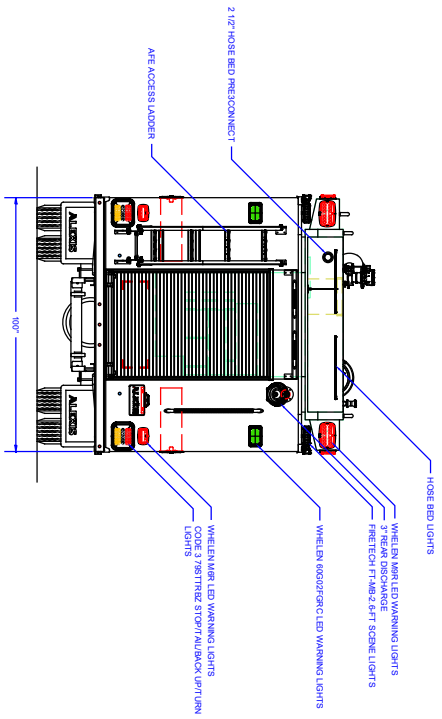
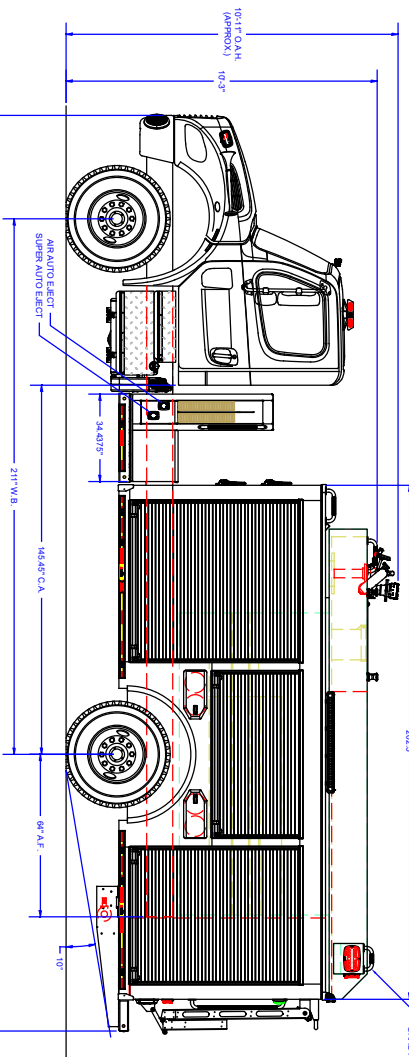
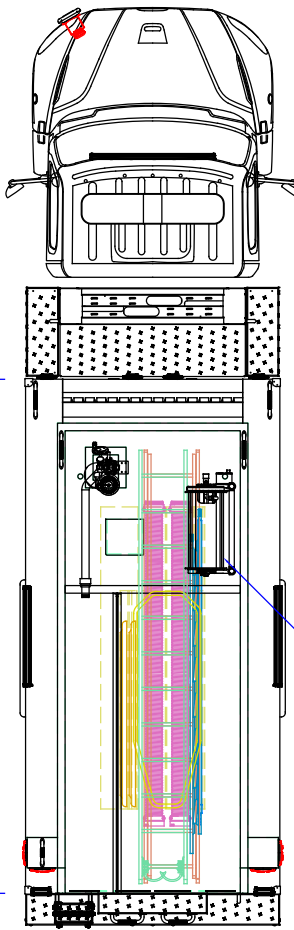
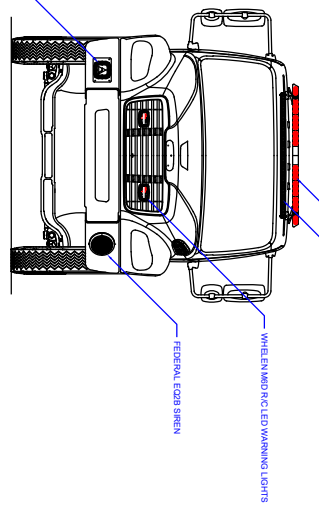
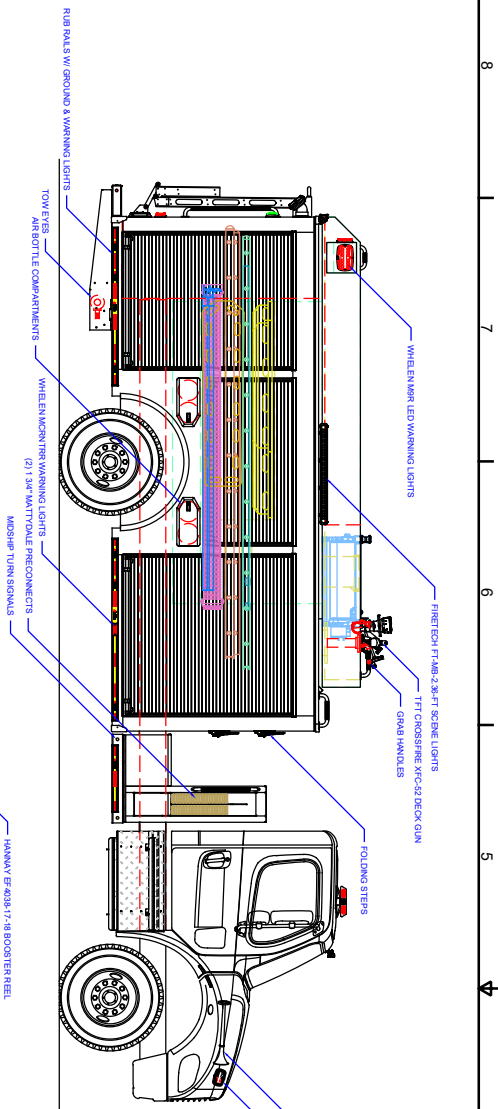


CUSTOMER APPROVAL SIGNATURE:

DATE:

BC COMM-0002

IN THE EVENT THERE ARE DISCREPANCIES BETWEEN THE DRAWING AND THE SPECIFICATIONS THE SPECIFICATIONS SHALL PREVAIL.



COMPARTMENT DIMENSIONS

COMP. #	DOOR OPENING SIZES
L1 & R1	61" WIDE X 62" HIGH X 28" DEEP
L2 & R2	63" WIDE X 30" HIGH X 28" DEEP
L3 & R3	52" WIDE X 62" HIGH X 28" DEEP
REAR	41" WIDE X 60" HIGH X 30" DEEP

Pump Info:	
Control Location:	Top
Pump Drive:	Split Shaft
Pump Make:	Haha
Pump Model:	DSQ

Apparatus Type: Pumper	
Chassis:	Freightliner 2-Door
Tank Capacity:	650
Material:	Stainless Steel

REV	DESCRIPTION	DATE	BY	CHK	APP
01	SKETCH POINTS	2/23/23	WIN	PUMP GRM	TDSD

**ALEXIS FIRE EQUIPMENT CO.**  
P.O. BOX 549, ALEXIS, ILLINOIS 61412

**EQUALIZER**  
BYRON CENTER FIRE DEPT  
BYRON CENTER, MI

SIZE: 30" x 112" x 11"  
CONTROL # 2573

DATE: 2/23/23  
DRAWN BY: WIN  
CHECKED BY: TDSD

UNLESS OTHERWISE SPECIFIED ALL DIMENSIONS ARE IN INCHES AND DECIMALS ARE NOT TO EXCEED 1/16".

The copyright of this drawing and design and the right of reproduction here in, is held by Alexis Fire Equipment Co.

