

## UTILITY BRUSH TRUCK # SK900



### TECHNICAL SPECIFICATIONS

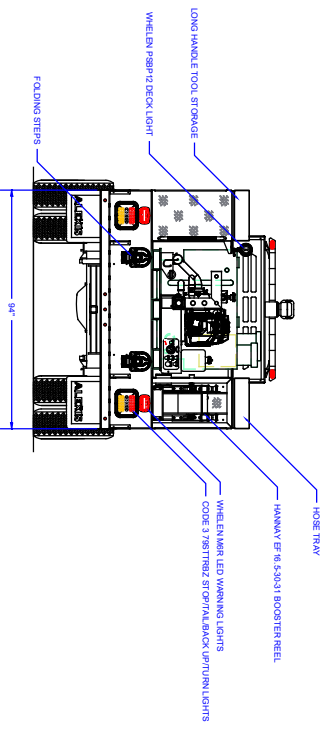
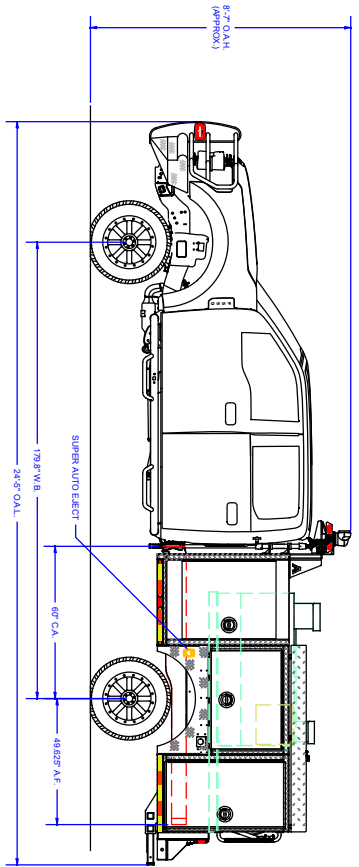
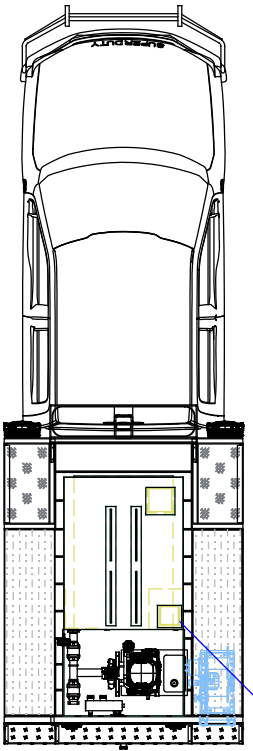
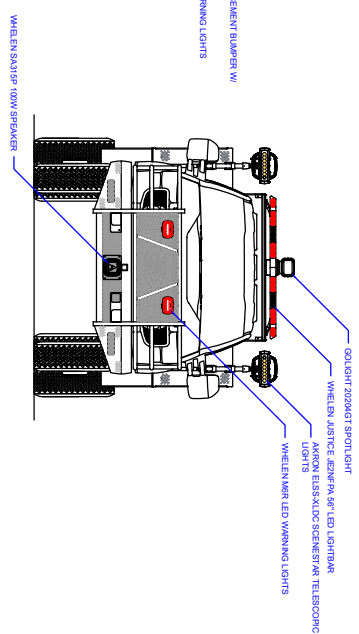
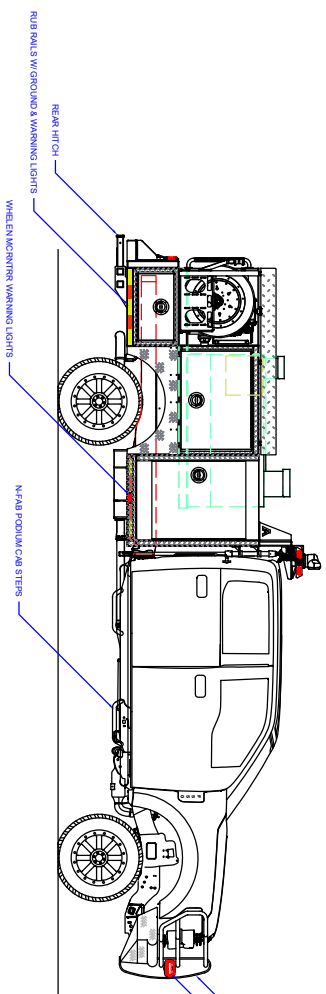
- Ford F-550 4x4 Super Duty Crew Cab Chassis
- 7.3L V8 Gas Engine
- TorqShift 10-Speed Automatic Transmission
- Heavy Duty Aluminum Body and Subframe
- N-Fab Podium Black Cab Side Steps
- Rear Hitch with Trailer and Winch Wiring
- Ranch Hand Brush Guard with Hitch and Winch Wiring
- Warn XD9000i 9000# Multi-Mount Winch
- Darley 2BE21H Skid Mounted Pump
- Honda 20 HP Gas Engine with In-Cab Kill Switch
- One (1) 2½" Tank Valve, Rear
- One (1) 1½" Discharge, Rear
- Two (2) 1" Discharges, Rear
- Two (2) 1" Discharges, One (1) Each Side at Midship Attack Zone
- Around the Pump Foam Inductor
- Booster Reel with 100' of 1" Booster Reel, Rear Right
- 300 Gallon Poly Skid Tank with 10 Gallon Integral Foam Tank
- FRC Water Tank Level Gauge with In-Cab Mini Display
- Attack Zone One (1) Each Side at Front of Body
- Two (2) Compartments Each Side with Vinyl Covered Aluminum Pan Doors
- Two (2) Aluminum Treadplate Hose Trays One (1) Each Side Above the Compartments
- 12 Volt Electrical System with NFPA Compliant Warning Light Package
- Progressive Dynamics Battery Charger
- Kussmaul 120V 20A Super Auto Eject, Left Side Above Rear Wheel Well
- Whelen LED Warning Light Package
- Whelen 200W Siren and 100W Speaker
- Akron Scenestar LED Telescopic Lights – Front of Body
- One (1) Whelen PSBP12 Rear Deck Light
- One (1) GoLight Remote Controlled Spotlight Centered Above Headache Rack
- One (1) Back-Up Camera with Dash Mounted Cab Display
- Breathing Air System at Attack Zone
- 8'-7" Overall height
- 24'-5" Overall length
- 179.8" Wheelbase
- 60" Cab to Axle
- 6,610 FAWR
- 13,220 RAWR
- 19,500 GVWR



CUSTOMER APPROVAL SIGNATURE: \_\_\_\_\_ DATE: \_\_\_\_\_

**ALEXIS-0001**

IN THE EVENT THERE ARE DISCREPANCIES BETWEEN THE DRAWING AND THE SPECIFICATIONS THE SPECIFICATIONS SHALL PREVAIL.



**COMPARTMENT DIMENSIONS**

COMP #	DOOR OPENING SIZES
L1 & R1	35" WIDE X 26" HIGH X 17" DEEP
L2	23" WIDE X 47" HIGH X 17 1/2" DEEP
R2	23" WIDE X 17" HIGH X 17" DEEP

UNIVERSITY OVERSEAS SPECIFIED TO: ENHANCES ARE NOT COMPLIANT

DECIMAL ANGULAR 1/16" FRACTIONS 1/8" 1/4" 3/8" 1/2" 3/4" 1" 1 1/2" 2" 3" 4" 6" 8" 12" 18" 24" 36" 48" 60" 72" 96" 120" 144" 180" 216" 240" 300" 360"

**ALEXIS FIRE EQUIPMENT CO.**  
P.O. BOX 168, ALEXIS, ILLINOIS 62412

**UTILITY BRUSH TRUCK**  
ALEXIS FIRE PROT DIST  
ALEXIS, IL

SIZE SCALE: DRAWING 1/2" = 1"  
CONTROL # 1 SK900 SHEET 1 OF 2

8 7 6 5 4 3 2 1

A B C D